


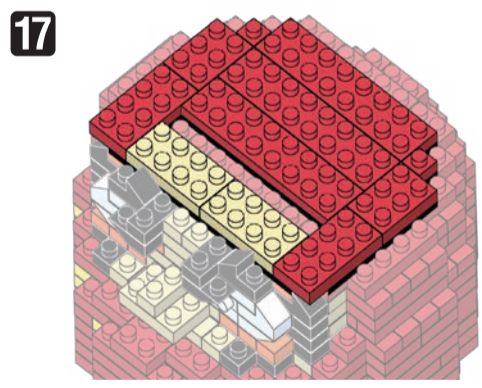
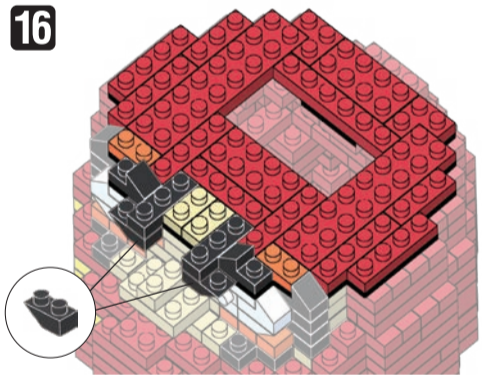
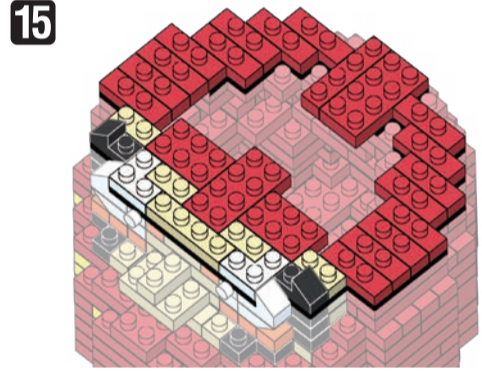
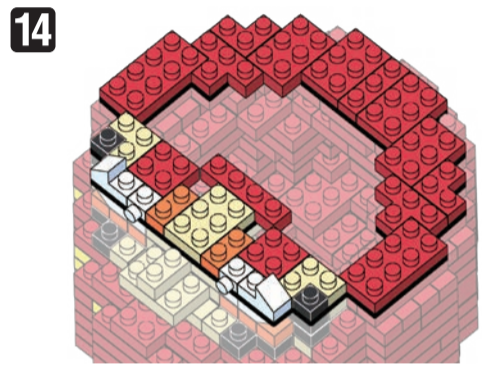
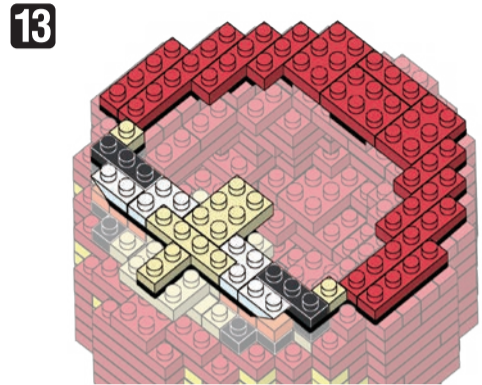
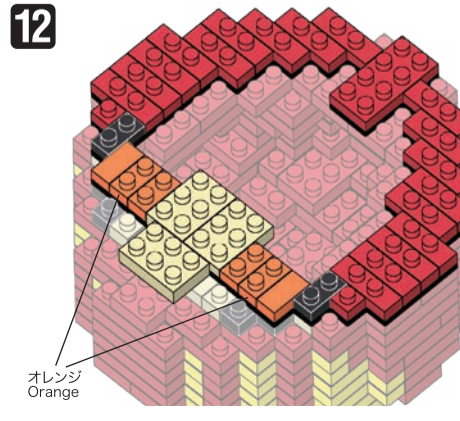

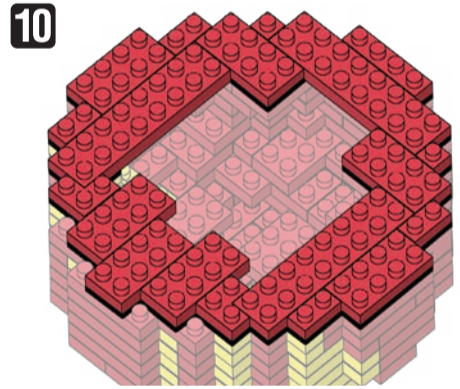
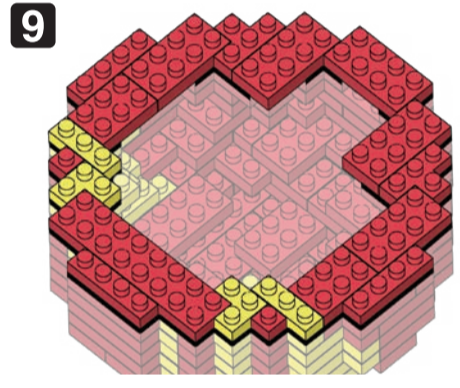
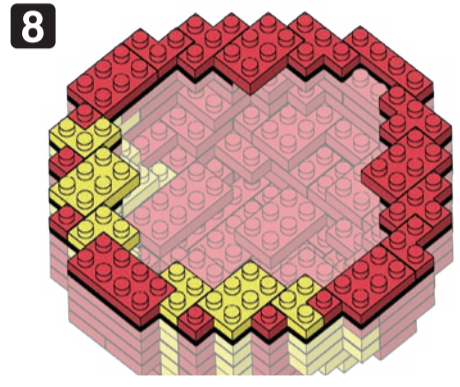
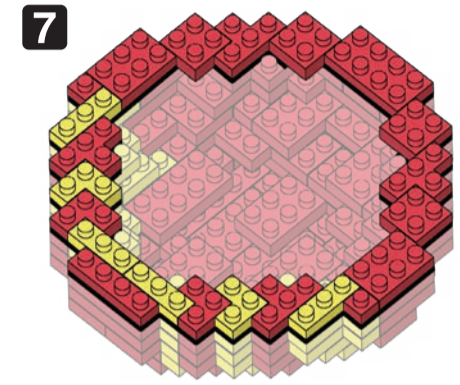
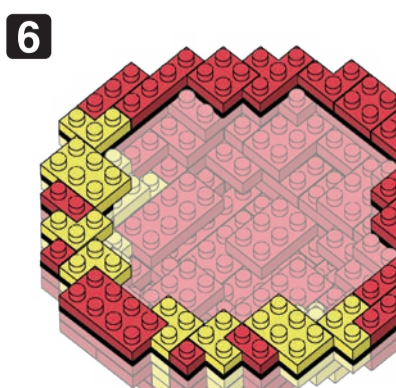
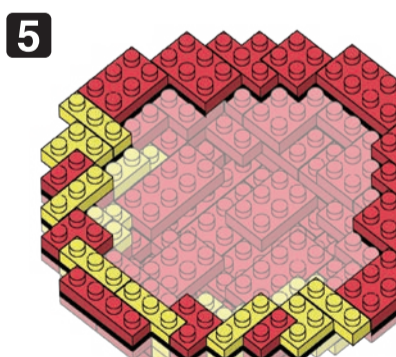
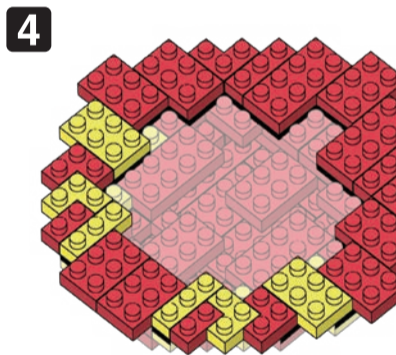
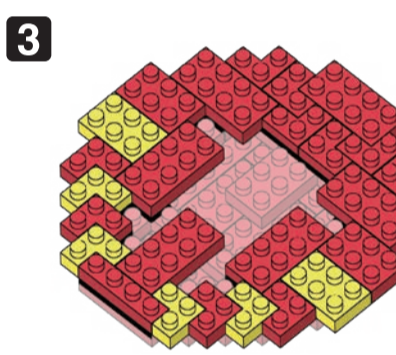




※別売りの「NB-019 ナノブロック専用ピンセット」や「NB-020 ナノブロックパッド」を使うと組み立て、取りはずしに便利です。  
 Use "NB-019 nanoblock Tweezers" and "NB-020 nanoblock Pad" (each sold separately) for an easy way to assemble and disassemble blocks.

- |     |     |     |     |             |             |    |    |    |    |    |    |    |    |
|-----|-----|-----|-----|-------------|-------------|----|----|----|----|----|----|----|----|
| x18 | x11 | x20 | x38 | x8          | x8          | x2 | x2 | x6 | x2 | x2 | x2 | x4 | x2 |
| x46 | x9  | x10 | x16 | x2          | x14         | x5 | x7 | x2 | x2 | x4 | x2 | x2 |    |
| x42 | x27 | x34 | x20 | オレンジ Orange | イエロー Yellow | x2 | x2 | x2 | x4 | x2 | x2 | x2 |    |



1. 願いを込めながら、だるまの左目に目を入れてください。  
 While making a wish, insert the left eye.

2. 願いが成就したら、反対側の目も入れてください。  
 When the wish is fulfilled, insert the right eye.

※部品は多めに入っております  
 Extra blocks included