

※別売りの「NB-019 ナノブロック専用ピンセット」や「NB-020 ナノブロックパッド」を使うと組み立て、取りはずしに便利です。
 Use "NB-019 nanoblock Tweezers" and "NB-020 nanoblock Pad" (each sold separately) for an easy way to assemble and disassemble blocks.

x3	x2	x1	x1	x7	x6	x5 クリアブルー Clear Blue	x4	x3	x4	x6
x7	x1	x5	x7	x1	x2	x6	x13	x6	x5	x1
x9	x1	x5	x4	x2	x2	x3	x8	x7	x4	x1
x4	x2	x4	x4	x3	x1	x1	x10	x12	x4	x3
x6	x5	x5	x3	x1	x2 セルリアンブルー Cerulean Blue	x1	x7	x12	x4	x1
x6	x13	x4	x2	x1	x1		x11			x1

※ 角度の違う2種類の部品に注意してください。
 Note that there are two types of blocks, each with different angles.

1

2

3

くみおわり
Assembled blocks shown in faded color

4

5

6

7

①

②

③

8

9

10

11

12

13

14 うらがえす
Turn the body over

15

①

②

16

①

②

17

18

①

②

19

20

21

22

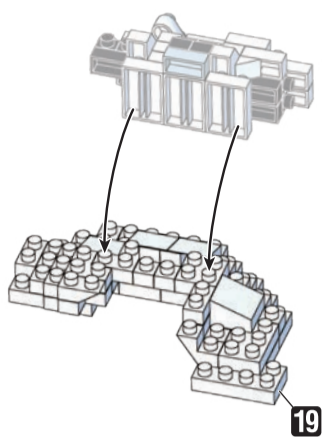
23

24

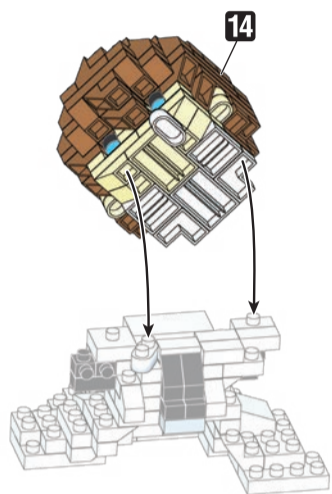
25

26

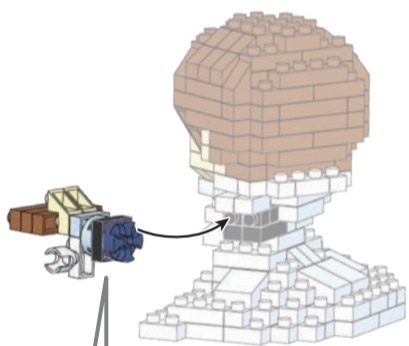
27



28



29 うしろから見た図
Rear side view



①



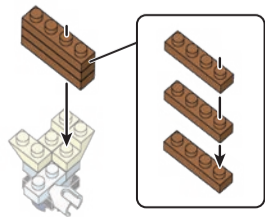
②



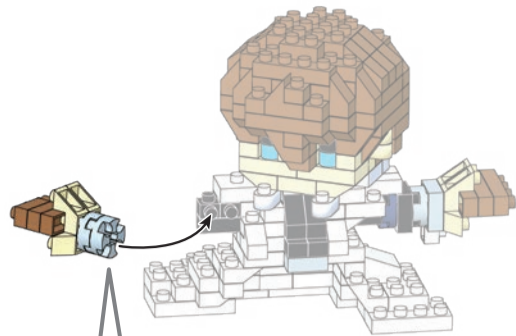
③



④



30 もとにもどす
Turn the body back



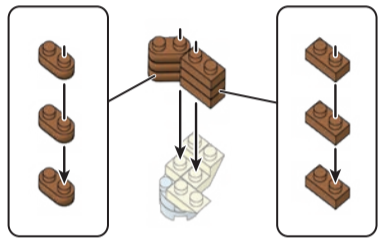
①



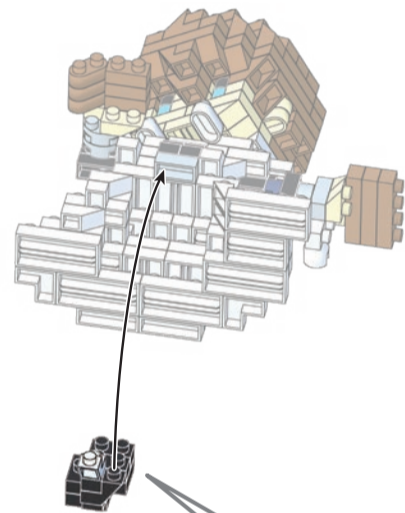
②



③



31



①



②



③



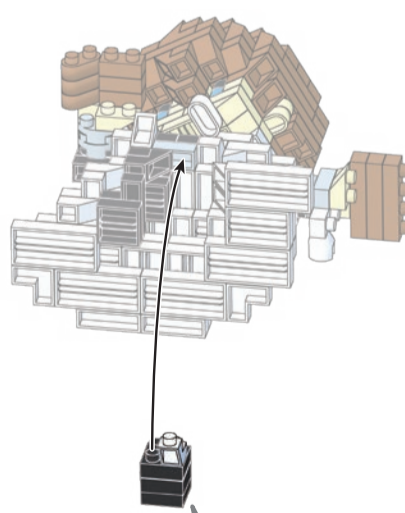
①



②



32



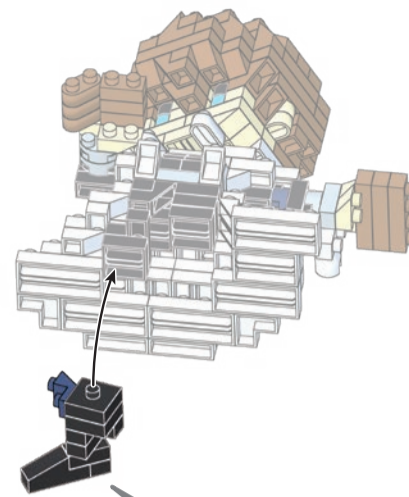
①



②



33



①



②



③



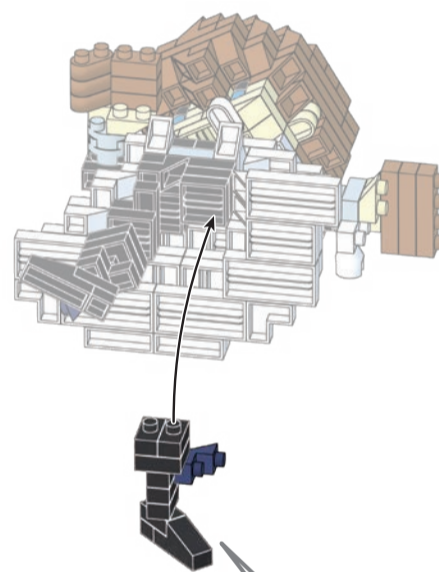
④



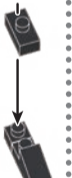
⑤



34



①



②



③



④

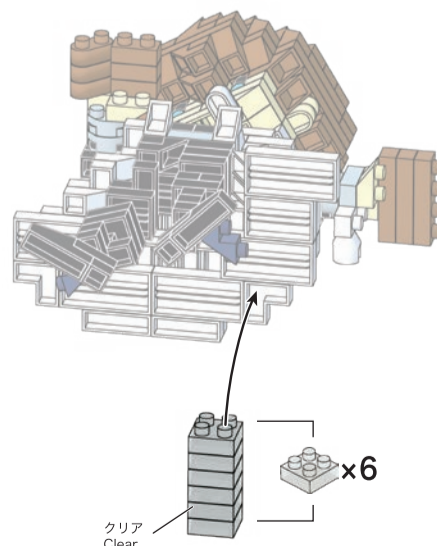


⑤



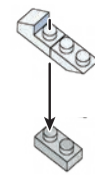
※ハネの向きに注意
Attention: Direction
of double ridges

35

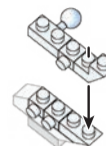


クリア
Clear x6

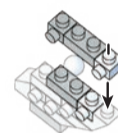
36



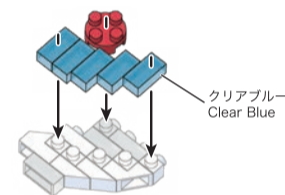
37



38

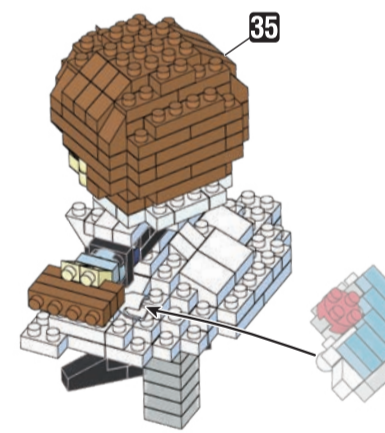


39




クリアブルー
Clear Blue

40 うしろから見た図
Rear side view



完成!
Finished!



※部品は多めに入っております
Extra blocks included